



The World Academy of Sciences
for the advancement of science in developing countries

ICTP Campus
via Beirut 6
34151 Trieste, Italy
☎ +39 040 2240-327
✉ info@twas.org
★ www.twas.org

COMSTECH-TWAS Joint Research Grants Programme

ACTIVITY REPORT

as of October 2014

Prepared by: M.T. Mahdavi

Approved by: R. Murenzi
TWAS Executive Director

Signed:

Date:

08/10/2014

Table of contents and list of abbreviations

Table of contents

1. Introduction.....	3
2. Objectives.....	4
3. Results	4
Annex I.....	5
Annex II.....	11

Abbreviations

EAS	=	Earth Sciences
ENG	=	Engineering Sciences
ITC	=	Information Technology and Computer Sciences
MSN	=	Materials Science including Nanotechnology
PHA	=	Pharmaceutical Sciences
REN	=	Renewable Energy
OIC	=	Organization of the Islamic Cooperation

COMSTECH-TWAS Joint Research Grants Programme

1. Introduction

The report provides an overview of the COMSTECH-TWAS Joint Research Grants programme for the period pertaining to the COMSTECH contribution for the years 2009, 2010, 2011, 2012, 2013 and 2014.

Applications received by August 2013 were granted in the current year 2014 and the contribution for them has still to be received.

Poverty eradication – the ultimate long-term goal of many developing countries – must be addressed through sustainable economic development. A number of agencies, including the World Bank, have identified indigenous scientific capacity as an essential pre-requisite of sustainable economic development. Unfortunately, many developing countries are still not providing adequate resources to their scientific communities. There is, therefore, a need for international agencies such as COMSTECH and TWAS to address this issue and assist the scientific communities in these countries to carry out research in various areas of science and technology. Such efforts should go hand-in-hand with efforts to convince national governments of the benefits of investing in science and technology. TWAS is active in such efforts also, particularly through its programmes aimed at building the capacity of academies of science in the developing world – and creating new academies where they do not exist – and by developing and maintaining links with ministries of science and technology.

OIC Standing **Committee on Scientific and Technological Cooperation (COMSTECH)** is an international organization based in Islamabad, Pakistan. Its principal aim is to promote the development of indigenous science and technology capability in OIC member states.

Concerning the COMSTECH-TWAS Joint Research Grants programme, the lack of basic equipment, consumable laboratory supplies and scientific literature is often a great impediment to the productivity of young scientists working in developing countries, particularly the OIC countries. In many cases all that is required is modest financial support for their research projects to enable them to purchase from abroad the laboratory items needed for their project. Frequently, the absence of such support discourages young researchers so that they are not committed to continuing with their scientific careers, or it instils in them the desire to emigrate to a place where such facilities are readily available, hence adding to the 'brain drain' that is crippling many developing countries.

To counter this situation in 2008, TWAS and the Organization of Islamic Conference (OIC) Standing Committee on Scientific and Technological Cooperation (COMSTECH) signed an agreement to co-finance and to manage a research grants programme parallel to the one already run by the Academy in basic sciences since 1986. This programme provides grants up to US\$15,000 to individual young scientists (not more than 40 years old) in OIC member states in the fields of earth sciences, engineering sciences, information technology and computer sciences, materials science including nanotechnology, pharmaceutical sciences and renewable energy

The COMSTECH-TWAS Joint Research Grants Programme was officially launched in early 2009 in response to the needs of promising young researchers in OIC countries, particularly those attached to institutions that lack appropriate research facilities.

The administration and financial operation of TWAS is undertaken by UNESCO in accordance with an agreement signed between the Italian Government and UNESCO for TWAS.

2. Objectives

The goals of the Joint COMSTECH-TWAS Research Grants Programme are: to encourage the pursuit of scientific excellence in OIC countries by identifying and supporting the best young scientists in these countries; to reinforce and promote scientific research and to strengthen the endogenous capacity in science and technology; to counteract the brain drain and reduce the exodus of scientific talent from the OIC countries. Under this scheme, individual researchers in OIC countries working in science and technology are awarded grants to enable them to purchase the research facilities they need to enhance their productivity. COMSTECH-TWAS Joint Research Grants are awarded to high-level and promising research projects carried out by young individual scientists in OIC countries. The COMSTECH-TWAS Joint Research Grants Programme complements the TWAS Research Grants Programme in Basic Sciences and the Research Grants Programme of the International Foundation for Science (IFS).

3. Results

A. COMSTECH-TWAS Research Grants

653 individual scientists (out of which 174 young women scientists, or 27%) applied for COMSTECH-TWAS research grants during the period 2009-2013. The COMSTECH-TWAS research grants committee awarded 119 grants for a total of US\$1,141,978.93. Out of these grants 34 have been awarded to women (34%) who received a total of US\$348,352.93. Details on grantees are represented in Annex I.

The contribution received from COMSTECH for calls 1-5 amounts to US\$494,261.09. TWAS has submitted a request for disbursement to COMSTECH for call 6 and next year will submit the one for call 7. Details on COMSTECH's contributions are outlined in Table 1 below.

The contribution for the applications received in 2013 and awarded during the current year 2014 has still to be received. A detailed list of the grants awarded in 2014 is attached in Annex II.

Call	Closing date	Year of award	Amount received	Year funds received
1	March 2009	2009	99,882.00	2009-2010
2	August 2009	2010	99,855.00	2011
3	August 2010	2011	94,684.09	2012
4	August 2011	2012	99,840.00	2012-2013
5	August 2012	2013	100,000.00	2013
6	August 2013	2014	pending	
7	August 2014	2015	to be requested in 2015	

Table 1
Summary of calls and disbursement to date

B. Administrative costs

The administrative costs of the programme (which include the expenses of meetings of the grants committees, communications, coordination and administration) amount to US\$50,000 per year and are fully covered by TWAS.

GRANTS AWARDED DURING 2009-2014

Country	Grantee	Gender	Amount (US\$)	Field
Albania	RECI, H.	M	8,800.00	EAS
Algeria	DERHAB, A.	M	7,320.19	ITC
Algeria	MELLIT, A.	M	10,000.00	REN
Algeria	MELLIT, A.	M	6,000.00	REN
Bangladesh	GHOSH, G.C.	M	10,000.00	ENG
Bangladesh	HOSSAIN, M.B.	M	9,032.96	PHA
Bangladesh	ISLAM, Md.J.	M	8,315.70	REN
Bangladesh	KHALIL, Md.I.	M	5,450.00	PHA
Bangladesh	MOMIN, M.A.	M	10,000.00	ITC
Bangladesh	RAHMAN, S.M.A.	M	10,252.70	PHA
Bangladesh	SIDDIKI, A.M.A.M.Z.	M	2,200.00	ITC
Cameroon	NGWA, C.N.	F	11,000.00	EAS
Egypt	EL-NAGGAR, S.	F	14,117.64	PHA
Egypt	ELAGROUDY, S.	F	14,300.00	REN
Egypt	GHANNAM, R.	M	11,850.00	REN
Egypt	MAHMOUD, A.	M	8,210.00	REN
Indonesia	JAMARI, J.	M	11,321.00	ENG
Indonesia	WIDYAWAN	M	3,143.43	ITC
Iran, IR	DOURAGHI, M.	F	9,916.00	PHA
Iran, IR	MEHDI, M.	M	10,000.00	REN
Iran, IR	NATEGHI ROSTAMI, M.	M	8,000.00	PHA
Iran, IR	REZAEI, M.	M	10,353.26	MSN
Iran, IR	TAGHAVINIA, N.	M	5,208.80	MSN
Iran, IR	SADEGHI, M.	M	9,000.00	ENG
Jordan	ALSMADI, I.	M	2,500.00	ITC
Jordan	LINA, A.G.	F	10,000.00	ENG
Jordan	MAYYAS, A.	M	4,716.00	MSN
Lebanon	JAALOUK, D.	F	5,000.00	PHA
Lebanon	KARAM, P.	M	10,404.75	MSN
Lebanon	KURDI, M.	M	14,244.88	PHA
Malaysia	A. RAHMAN, M.Y.	M	10,727.40	REN
Malaysia	ABDOLLAH, M.F.	M	8,330.00	ENG

Malaysia	ABDUL KARIM, H.	M	2,500.00	ITC
Malaysia	ABDULLAH, H.	F	10,368.89	REN
Malaysia	ANUAR, H.	F	13,973.74	MSN
Malaysia	ANUAR, H.	F	10,000.00	MSN
Malaysia	ARIS, A.Z.	M	10,528.00	EAS
Malaysia	CHEONG, K.Y.	M	11,899.25	ENG
Malaysia	GAN, S.H.	F	12,000.00	PHA
Malaysia	HOW, F.	F	6,000.00	MSN
Malaysia	IRWANDI, J.	M	13,875.00	PHA
Malaysia	ISMAIL, W.	F	11,000.00	ENG
Malaysia	JUAN, J.C.	M	10,000.00	MSN
Malaysia	KUSIN, M.F.	F	7,000.00	ENG
Malaysia	LEE, H.B.	F	11,000.00	PHA
Malaysia	LIM, H.S.	M	11,000.00	EAS
Malaysia	LIM, J.K.	M	9,500.00	ENG
Malaysia	LIM	F	16,500.00	MSN
Malaysia	MAHDI, M.A.	M	10,055.00	ENG
Malaysia	MAT ALI, M.S.	M	10,000.00	ENG
Malaysia	MOHAMED SAHARI, K.S.	M	13,000.00	ENG
Malaysia	MUZAIMI, M.	M	12,712.00	PHA
Malaysia	NG, E.P.	M	9,138.40	MSN
Malaysia	NG, S.S.	M	12,000.00	MSN
Malaysia	NORDIN, A.N.	F	6,600.00	ENG
Malaysia	NORDIN, R.	M	3,000.00	ITC
Malaysia	NORLIZA, M.	F	9,183.00	PHA
Malaysia	OO, C.W.	M	5,000.00	PHA
Malaysia	OTHMAN, M.S.	M	3,000.00	ITC
Malaysia	OTHMAN, R.	M	9,870.00	REN
Malaysia	PAIMAN, S.	F	9,000.00	MSN
Malaysia	PRAVEENA, S.M.	F	11,000.00	EAS
Malaysia	RASHID, U.	M	10,000.00	REN
Malaysia	SALI, A.	F	6,459.00	ITC
Malaysia	SALI, A.	F	2,500.00	ITC
Malaysia	SULAIMAN, P.S.	F	7,500.00	ITC
Malaysia	SYED-HASSAN, S.S.A.	M	13,894.00	ENG
Malaysia	WONG, K.S.	M	10,000.00	ITC

Malaysia	YAM, M.F.	M	10,000.00	PHA
Malaysia	YAP, B.K.	M	10,500.00	MSN
Malaysia	YULIATI, L.	F	9,980.00	MSN
Malaysia	ZAINAL, N.	F	12,810.00	MSN
Mali	SIDIBE, K.	M	3,176.63	ENG
Morocco	ELKALAY, K.	M	12,100.00	EAS
Nigeria	KADE, I.J.	M	5,498.02	PHA
Nigeria	OSOWOLE, A.A.	F	10,008.24	PHA
Pakistan	ABDUL, G.	M	11,864.00	EAS
Pakistan	AHMAD, M.	M	7,500.00	MSN
Pakistan	AKHTAR, I.	M	8,500.00	ENG
Pakistan	BAIG, J.A.	M	10,000.00	MSN
Pakistan	FAROOQI, A.	F	10,000.00	EAS
Pakistan	FAROOQUI, R.U.H.	M	10,000.00	ENG
Pakistan	FARRUKH, M.A.	M	13,185.94	MSN
Pakistan	GUL, I.H.	M	13,525.00	MSN
Pakistan	HAIDER, S.	M	15,113.21	ITC
Pakistan	HASHMI, I.	M	8,887.16	ENG
Pakistan	IQBAL, J.	M	15,000.00	PHA
Pakistan	IQBAL, R.	M	4,000.00	ITC
Pakistan	IRAM IFTIKHAR, S.	F	12,100.00	EAS
Pakistan	JAMIL, Y.	M	12,994.00	EAS
Pakistan	KARIM, S.	M	11,987.96	MSN
Pakistan	KHAN, A.	M	1,698.00	ITC
Pakistan	KHAN, A.	M	3,951.28	ITC
Pakistan	MEHMOOD, K.	M	9,200.00	PHA
Pakistan	MURTAZA, I.	F	12,420.00	PHA
Pakistan	NASEER, M.M.	M	8,000.00	PHA
Pakistan	NIAZI, U.H.K.	M	14,706.00	ITC
Pakistan	RAZA, A.	F	11,000.00	PHA
Pakistan	REHMAN, Z.	M	14,222.90	PHA
Pakistan	SADAF SAIMA	F	11,996.00	PHA
Pakistan	SAEED, M.	M	10,000.00	MSN
Pakistan	SANAULLAH, M.	M	7,000.00	EAS
Pakistan	SHAH, G.A.	M	12,885.00	ITC
Pakistan	SHAH, M.R..	M	13,000.00	MSN

Pakistan	SHAH, S.I.A.	M	10,000.00	ENG	
Pakistan	SOHAIL, M.	M	11,873.30	REN	
Pakistan	UL-HAQ, N.	M	2,039.00	ENG	
Pakistan	ULHAQ, A.	M	14,236.00	MSN	
Senegal	DIAGNE, M.	M	10,025.11	EAS	
Sudan	MOHAMED ALI, M.A.	M	11,000.00	EAS	
Tunisia	ABDELKAFI, S.	M	10,604.77	REN	
Tunisia	GRIBAA, M.	M	5,000.00	PHA	
Tunisia	HADJ KACEM, H.	M	13,000.00	PHA	
Tunisia	RAOUAFI, N.	M	10,000.00	PHA	
Turkey	CAMURLU, P.	F	15,000.00	MSN	
Turkey	CAMURLU, P.	F	15,570.00	MSN	
Turkey	GULER, M.O.	M	11,000.00	MSN	
Turkey	TEKINAY, A.B.	F	12,000.02	PHA	
Turkey	ULUTAGAY, G.	F	1,050.40	ITC	
TOTAL	18	119	M 85	F 34	1,141,978.93

Table 2
List of grantees (sorted by country and alphabetical order).

Country	EAS	ENG	ITC	MSN	PHA	REN	Grants	M	F	Amount (US\$)	
<i>Africa and Arab Region</i>											
Algeria	1		1			1	3	3		23,320.19	
Cameroon	1						1		1	11,000.00	
Egypt					1	3	4	2	2	48,477.64	
Jordan		1	1	1			3	2	1	17,216.00	
Lebanon				1	2		3	2	1	29,649.63	
Mali		1					1	1		3,176.63	
Morocco	1						1	1		12,100.00	
Nigeria					2		2	1	1	15,506.26	
Senegal	1						1	1		10,025.11	
Sudan	1						1	1		11,000.00	
Tunisia					3	1	4	4		38,604.77	
TOTAL	11	5	2	2	2	8	5	24	18	6	220,076.23

Country	EAS	ENG	ITC	MSN	PHA	REN	Grants	M	F	Amount (US\$)	
<i>Asia and the Pacific</i>											
Albania	1						1	1		8,800.00	
Bangladesh		1	2		3	1	7	7		55,251.36	
Indonesia		1	1				2	2		14,464.43	
Iran, IR	1			2	2	1	6	5	1	52,478.06	
Malaysia	3	10	7	11	7	4	42	24	18	403,403.68	
Pakistan	5	5	6	8	7	1	32	27	5	332,884.75	
Turkey			1	3	1		5	1	4	54,620.42	
TOTAL	7	10	17	17	24	20	7	95	67	28	921,902.70

GRAND TOTAL	18	15	19	19	26	28	12	119	85	34	1,141,978.93
--------------------	-----------	-----------	-----------	-----------	-----------	-----------	-----------	------------	-----------	-----------	---------------------

Table 3
Grants awarded to individuals (sorted by region/country).

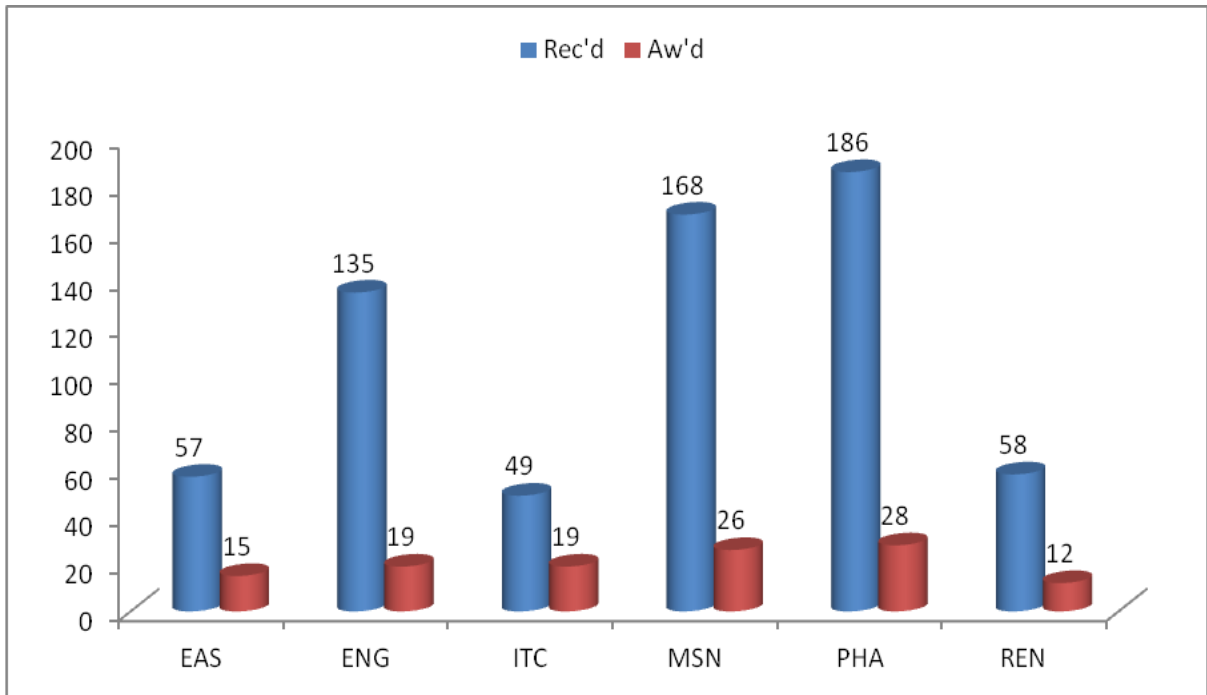


Fig. 1

Summary by field of applications received and grants awarded.
 EAS=earth sciences, ENG=engineering sciences, ITC=information technology and computer science, MSN=materials science including nanotechnology, PHA=pharmaceutical sciences, REN=renewable energy.

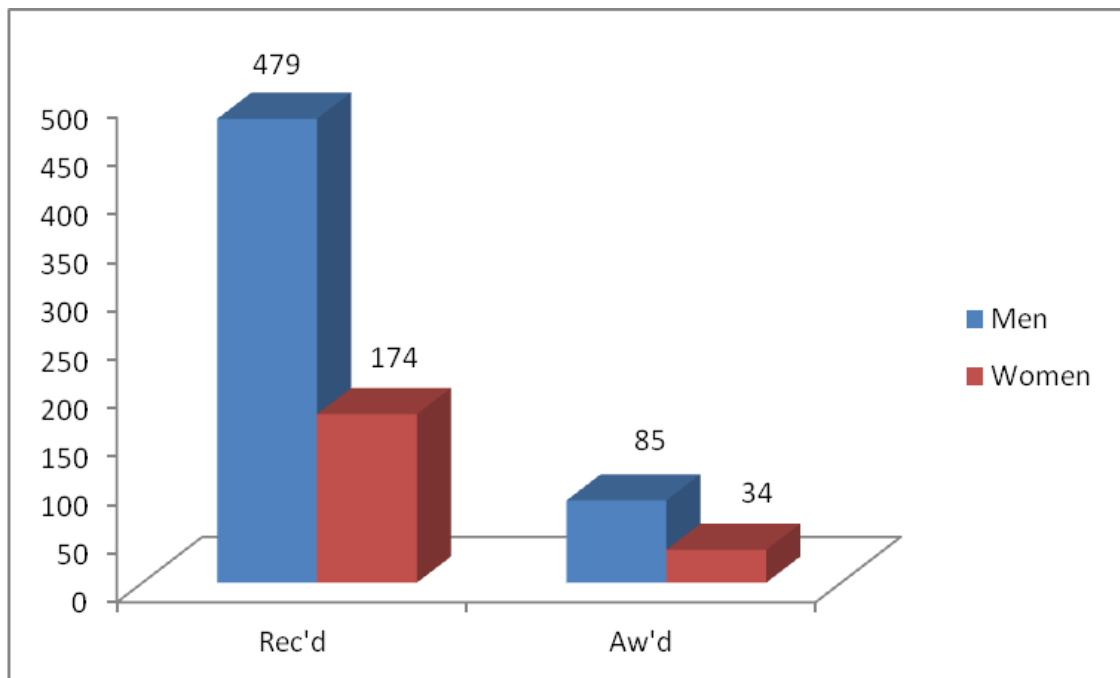


Fig. 2

Summary by field and gender of applications received and grants awarded.

GRANTS AWARDED IN 2014

Country	Grantee	Gender	Amount (US\$)	Field	
Bangladesh	GHOSH, G.C.	M	10,000.00	ENG	
Bangladesh	MOMIN, M.A.	M	10,000.00	ITC	
Iran, Isl. Rep.	MEHDI, M.	M	10,000.00	REN	
Iran, Isl. Rep.	NATEGHI ROSTAMI, M.	M	8,000.00	PHA	
Jordan	LINA, A.G.	F	10,000.00	ENG	
Malaysia	ANUAR, H.	F	10,000.00	MSN	
Malaysia	JUAN, J.C.	M	10,000.00	MSN	
Malaysia	LIM, J.K.	M	9,500.00	ENG	
Malaysia	MAT ALI, M.S.	M	10,000.00	ENG	
Malaysia	RASHID, U.	M	10,000.00	REN	
Malaysia	WONG, K.S.	M	10,000.00	ITC	
Malaysia	YAM, M.F.	M	10,000.00	PHA	
Pakistan	AHMAD, M.	M	7,500.00	MSN	
Pakistan	BAIG, J.A.	M	10,000.00	MSN	
Pakistan	FAROOQI, A.	F	10,000.00	EAS	
Pakistan	FAROOQUI, R.U.H.	M	10,000.00	ENG	
Pakistan	IQBAL, R.	M	4,000.00	ITC	
Pakistan	NASEER, M.M.	M	8,000.00	PHA	
Pakistan	SAEED, M.	M	10,000.00	MSN	
Tunisia	HADJ KACEM, H.	M	13,000.00	PHA	
Tunisia	RAOUAFI, N.	M	10,000.00	MSN	
TOTAL	6	21	M 18	F 3	200,000.00

Table 4

List of grantees (sorted by country).

Country	EAS	ENG	ITC	MSN	PHA	REN	Grants	M	F	Amount (US\$)	
<i>Africa and Arab Region</i>											
Jordan		1					1		1	10,000.00	
Tunisia					2		2	2		23,000.00	
TOTAL	2	-	1	-	-	2	-	3	2	1	33,000.00

Country	EAS	ENG	ITC	MSN	PHA	REN	Grants	M	F	Amount (US\$)	
<i>Asia and the Pacific</i>											
Bangladesh		1	1				2	2		20,000.00	
Iran, IR					1	1	2	2		18,000.00	
Malaysia		2	1	2	1	1	7	6	1	69,500.00	
Pakistan	1	1	1	3	1		7	6	1	59,500.00	
TOTAL	4	1	4	3	5	3	2	18	16	2	167,000.00
GRAND TOTAL	6	1	5	3	5	5	2	21	18	3	200,000.00

Table 5

Grants awarded to individuals (sorted by region/country).

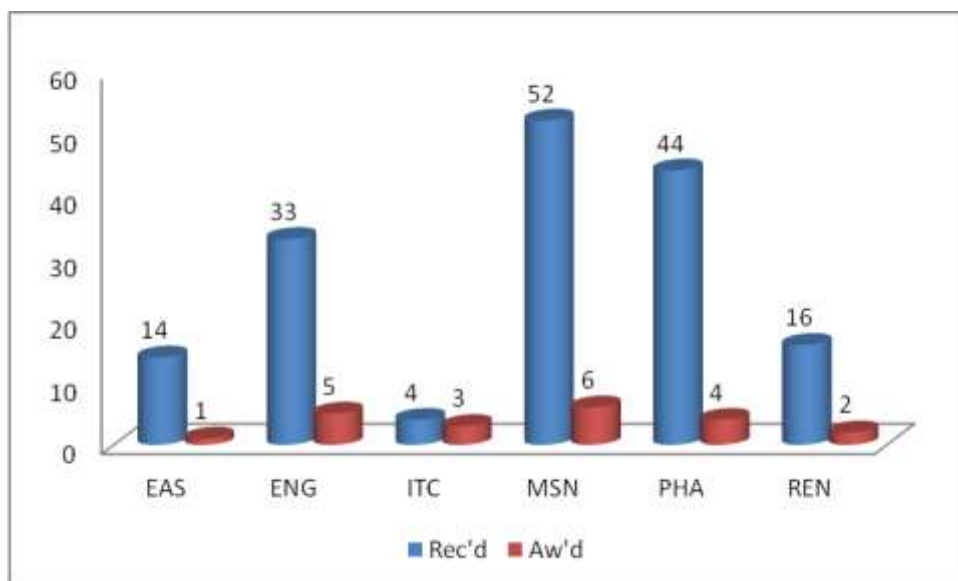


Fig. 3

Summary by field of applications received and grants awarded.
 EAS=earth sciences, ENG=engineering sciences, ITC=information technology and computer science, MSN=materials science including nanotechnology, PHA=pharmaceutical sciences, REN=renewable energy.

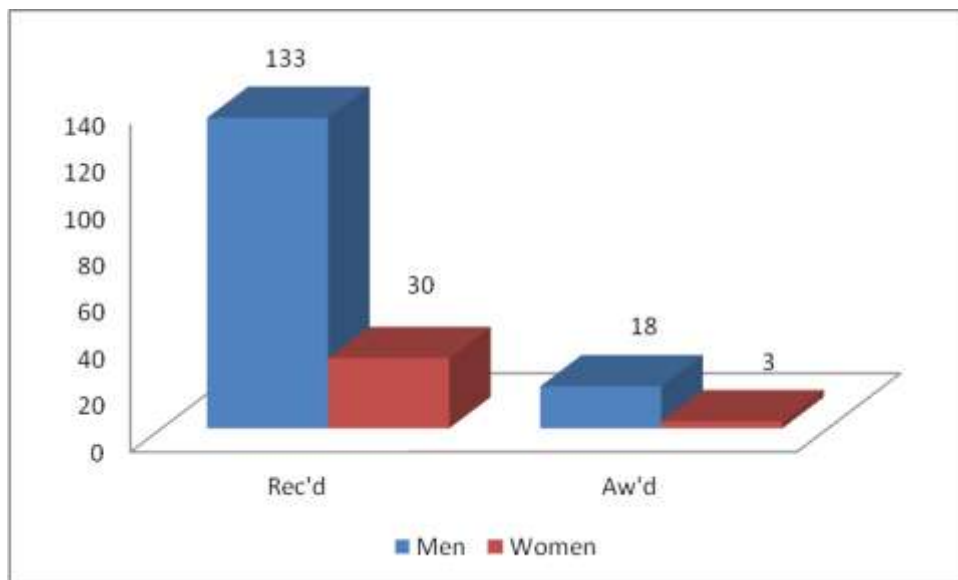


Fig. 4

Summary by field and gender of applications received and grants awarded.